



BUTTERFLY VALVES

BUTTERFLY VALVE

Lug. Bronze PN 10/16

CHARACTERISTICS

Design:

- ◆ EN 593 / ISO 10631.
- ◆ Face to face EN 558-1 Series 20 (DIN 3202).
- ◆ Flanges EN 1092 (DIN 2501).
- ◆ ISO-TOP flange according to 5211.

OPTIONAL CHARACTERISTICS

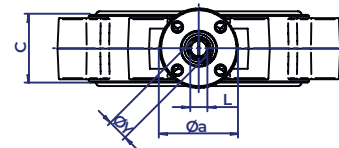
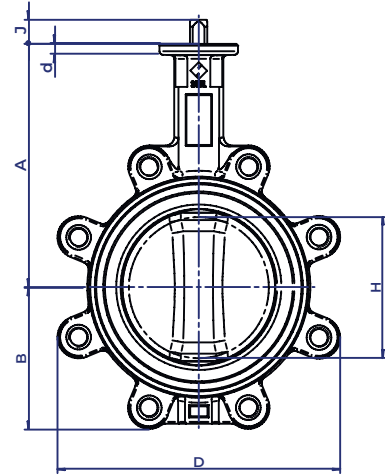
- ◆ Possibility to be motorized

Integrated Logistics Support (ILS):

- ◆ Technical Documentation (accessible by QR).
- ◆ Spare parts procurement (LCRS).
- ◆ Logistics engineering (obsolescence/costs).

WORKING CONDITIONS

Size	DN	32-400	
Normal pressure	PN	10	16
Maximum working pressure, kg/cm ²	Up to 100°C	10	16



MATERIALS

- ◆ Hydraulic tightness and sealing test according to EN 12266-1. 100% Valves tested.

DRAWING	TYPE	BODY	BUTTERFLY	SEALS	STEM
ML-728-N	Lug	Bronze (Rg10) (DIN 1705)	CuAl10Ni (EN 1982) / C95800	NBR	Stainless Steel 420
ML-728-E	Lug	Bronze (Rg10) (DIN 1705)	CuAl10Ni (EN 1982) / C95800	EPDM	Stainless Steel 420

DIMENSIONS

DN	Flanges	A	B	C	D	H	J	L	ØY	Øa	d	ISO Top Flange	Torque 10/16*	Weight	Code
mm	PN	mm	mm	mm	mm	mm	mm	mm	mm	mm	mm		[Nm]	[kg]	SAVAL
32	10/16	130	54	33	106	26	16,5	11	13	65	10	F-05	10/16	2,5	SDML728YZ20516032
40	10/16	130	54	33	106	26	16,5	11	13	65	10	F-05	10/16	2,5	SDML728YZ20516040
50	10/16	135	63	43	119	29,5	16,5	11	13	65	10	F-05	12/17	3	SDML728YZ20516050
65	10/16	150	71	46	133	49	16,5	11	13	65	10	F-05	22/26	4,5	SDML728YZ20516065
80	10/16	160	90	46	178	67,5	19,5	11	13	65	10	F-05	25/30	5,5	SDML728YZ20516080
100	10/16	180	101	52	201	86,5	19,5	11	13	65	10	F-05	45/55	7,5	SDML728YZ20516100
125	10/16	196	115	56	232	113,5	19,5	14	17	65	10	F-05	74/86	9,5	SDML728YZ20516125
150	10/16	210	130	56	257	142	19,5	14	17	90	12	F-07	95/115	11,5	SDML728YZ20716150
200	10	240	156	60	323	191,5	24,5	17	21	90	12	F-07	143	16,5	SDML728YZ20710200
200	16	240	156	60	323	191,5	24,5	17	21	90	12	F-07	215	17,5	SDML728YZ20716200
250	10	275	195	68	390	240	29,5	22	26,5	125	15	F-10	272	30,5	SDML728YZ21010250
250	16	275	195	68	390	240	29,5	22	26,5	125	15	F-10	350	29,5	SDML728YZ21016250
300	10	310	229	78	458	289	29,5	22	26,5	125	15	F-10	395	44	SDML728YZ21010300
300	16	310	229	78	458	289	29,5	22	26,5	125	15	F-10	565	43	SDML728YZ21016300
350	10	335	262	78	523	329,5	29,5	22	26,5	150	17	F-12	500	65	SDML728YZ21210350
350	16	335	262	78	523	329,5	29,5	22	26,5	150	17	F-12	955	65	SDML728YZ21216350
400	10	365	307	102	590	381	36,5	27	33	175	18	F-14	700	94,5	SDML728YZ21410400
400	16	365	307	102	590	381	36,5	27	33	175	18	F-14	1000	94,5	SDML728YZ21416400

*Operating torques for EPDM, water at 20°C, and optimal assembly conditions. For other elastomers, this may vary significantly.

Y = 1 Rilsan Z = 1 EPDM
2 Without paint 2 NBR *more options available

BUTTERFLY VALVE

Lug. Bronze PN 10/16

ELASTIC RINGS -ELASTIC RINGS SELECTION

TYPE	COMPOSITION	COLOUR	APPLICATIONS	LIMITATIONS	WORKING TEMP.
EPDM	Ethylene-propylene thermopolymer ENB	Black	Mineral acid solutions, alkaline solutions of mineral bases, organic salt dissolutions, alcohols, water and seawater.	Not recommended for organic hydrocarbons.	- 20° / 90°
NBR	Acrylonitrile-butadiene copolymer	Black	Mineral oils, vegetable oils, gas, non-aromatic hydrocarbons, animal fats, vegetable fats, air.	Organic acids, some mineral acids, chlorine, alcohols, aromatic hydrocarbons.	- 10° / 90°
FPM (VITON)	Hexafluorpropylene vinylidene fluoride copolymer	Black	Acids, fats, hydrocarbons, vegetable and mineral oils, fuels.	Steam and hot water (up to 130°C), unleaded gasoline, ketones, amines, Freon-22.	- 5° / 200°
STEAM SILICONE		Grey	Steam and super heated water.	Hydrocarbons, strong acids, and strong bases.	- 55° / 140°

* Other materials under request (white EPDM, Flucast, white Viton...)

VALVE ACTUATION

Type	Our butterfly valves can be operated by any of the following types of actuators
Free shaft	Ready to be actuated according to ISO TOP 5211.
Manual operation	Lever, handwheel, worm gear.
Pneumatic actuation	Quarter turn actuators, double acting or spring return. Linear cylinders, double acting or spring return.
Hidraulic actuation	Linear, double acting or spring return
Electric actuation	Electric actuators.

BUTTERFLY VALVE

Lug. Stainless Steel PN 10/16

CHARACTERISTICS

Design:

- ◆ EN 593 / ISO 10631.
- ◆ Face to face EN 558-1 Series 20 (DIN 3202).
- ◆ Flanges EN 1092 (DIN 2501).
- ◆ ISO-TOP flange according to 5211.

OPTIONAL CHARACTERISTICS

- ◆ Possibility to be motorized

Integrated Logistics Support (ILS):

- ◆ Technical Documentation (accessible by QR).
- ◆ Spare parts procurement (LCRS).
- ◆ Logistics engineering (obsolescence/costs).

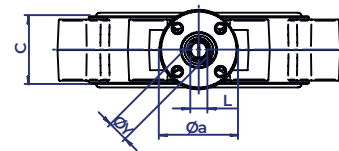
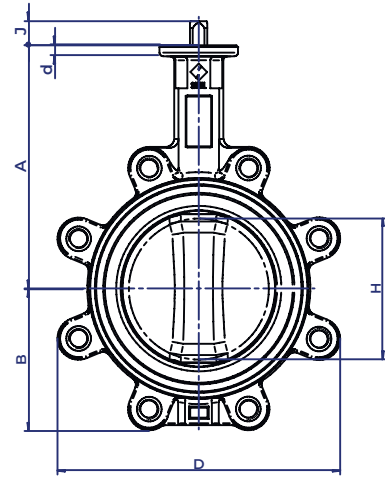
WORKING CONDITIONS

Size	DN	32-400
Nominal pressure	PN	10 16
Maximum working pressure, kg/cm ²	Up to 100°C	10 16

MATERIALS

DRAWING	TYPE	BODY	BUTTERFLY	SEATS	STEM
ML-626-N	Lug	AISI 316 (ASTM 351/351M CF8M)	AISI 316 (ASTM 351/351M CF8M)	NBR	Stainless Steel 420
ML-626-E	Lug	AISI 316 (ASTM 351/351M CF8M)	AISI 316 (ASTM 351/351M CF8M)	EPDM	Stainless Steel 420

- ◆ Hydraulic tightness and sealing test according to EN 12266-1. 100% Valves tested.



DIMENSIONS

DN	Flanges	A	B	C	D	H	J	L	ØY	Øa	d	ISO Top Flange	Torque 10/16*	Weight	Code
mm	PN	mm	mm	mm	mm	mm	mm	mm	mm	mm	mm		[Nm]	[kg]	SAVAL
32	10/16	130	54	33	106	26	16,5	11	13	65	10	F-05	10/16	2,5	SDML626YZ20516032
40	10/16	130	54	33	106	26	16,5	11	13	65	10	F-05	10/16	2,5	SDML626YZ20516040
50	10/16	135	63	43	119	29,5	16,5	11	13	65	10	F-05	12/17	3	SDML626YZ20516050
65	10/16	150	71	46	133	49	16,5	11	13	65	10	F-05	22/26	4	SDML626YZ20516065
80	10/16	160	90	46	178	67,5	19,5	11	13	65	10	F-05	25/30	5	SDML626YZ20516080
100	10/16	180	101	52	201	86,5	19,5	11	13	65	10	F-05	45/55	7	SDML626YZ20516100
125	10/16	196	115	56	232	113,5	19,5	14	17	65	10	F-05	74/86	9	SDML626YZ20516125
150	10/16	210	130	56	257	142	19,5	14	17	90	12	F-07	95/115	11	SDML626YZ20716150
200	10	240	156	60	323	191,5	24,5	17	21	90	12	F-07	143	16	SDML626YZ20710200
200	16	240	156	60	323	191,5	24,5	17	21	90	12	F-07	215	16,5	SDML626YZ20716200
250	10	275	195	68	390	240	29,5	22	26,5	125	15	F-10	272	29	SDML626YZ21010250
250	16	275	195	68	390	240	29,5	22	26,5	125	15	F-10	350	28	SDML626YZ21016250
300	10	310	229	78	458	289	29,5	22	26,5	125	15	F-10	395	42	SDML626YZ21010300
300	16	310	229	78	458	289	29,5	22	26,5	125	15	F-10	565	41	SDML626YZ21016300
350	10	335	262	78	523	329,5	29,5	22	26,5	150	17	F-12	500	62	SDML626YZ21210350
350	16	335	262	78	523	329,5	29,5	22	26,5	150	17	F-12	955	62	SDML626YZ21216350
400	10	365	307	102	590	381	36,5	27	33	175	18	F-14	700	90,5	SDML626YZ21410400
400	16	365	307	102	590	381	36,5	27	33	175	18	F-14	1000	90,5	SDML626YZ21416400

*Operating torques for EPDM, water at 20°C, and optimal assembly conditions. For other elastomers, this may vary significantly.

Y = 2 Without paint Z = 1 EPDM
2 NBR *more options available

BUTTERFLY VALVE

Lug. Stainless Steel PN 10/16

ELASTIC RINGS -ELASTIC RINGS SELECTION

TYPE	COMPOSITION	COLOUR	APPLICATIONS	LIMITATIONS	WORKING TEMP.
EPDM	Ethylene-propylene thermopolymer ENB	Black	Mineral acid solutions, alkaline solutions of mineral bases, organic salt dissolutions, alcohols, water and seawater.	Not recommended for organic hydrocarbons.	- 20° / 90°
NBR	Acrylonitrile-butadiene copolymer	Black	Mineral oils, vegetable oils, gas, non-aromatic hydrocarbons, animal fats, vegetable fats, air.	Organic acids, some mineral acids, chlorine, alcohols, aromatic hydrocarbons.	- 10° / 90°
FPM (VITON)	Hexafluorpropylene vinylidene fluoride copolymer	Black	Acids, fats, hydrocarbons, vegetable and mineral oils, fuels.	Steam and hot water (up to 130°C), unleaded gasoline, ketones, amines, Freon-22.	- 5° / 200°
STEAM SILICONE		Grey	Steam and super heated water.	Hydrocarbons, strong acids, and strong bases.	- 55° / 140°

* Other materials under request (white EPDM, Flucast, white Viton...)

VALVE ACTUATION

Type	Our butterfly valves can be operated by any of the following types of actuators
Free shaft	Ready to be actuated according to ISO TOP 5211.
Manual operation	Lever, handwheel, worm gear.
Pneumatic actuation	Quarter turn actuators, double acting or spring return. Linear cylinders, double acting or spring return.
Hidraulic actuation	Linear, double acting or spring return
Electric actuation	Electric actuators.

BUTTERFLY VALVE

Lug. Nodular Cast Iron PN 10/16

CHARACTERISTICS

Design:

- ◆ EN 593 / ISO 10631.
- ◆ Face to face EN 558-1 Series 20 (DIN 3202).
- ◆ Flanges EN 1092 (DIN 2501).
- ◆ ISO-TOP flange according to 5211.

OPTIONAL CHARACTERISTICS

- ◆ Possibility to be motorized

Integrated Logistics Support (ILS):

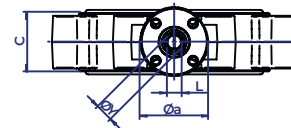
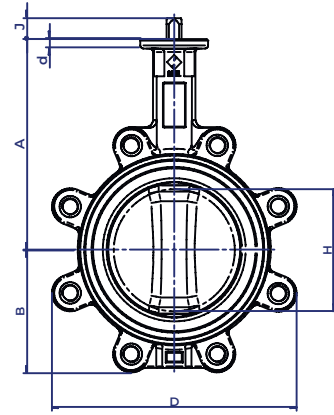
- ◆ Technical Documentation (accessible by QR).
- ◆ Spare parts procurement (LCRS).
- ◆ Logistics engineering (obsolescence/costs).

WORKING CONDITIONS

Size	DN	32-400	
Nominal pressure	PN	10	16
Maximum working pressure, kg/cm ²	Up to 100°C	10	16

MATERIALS

DRAWING	TYPE	BODY	BUTTERFLY	SEATS	STEAM
ML-404-N	Lug	Nodular Cast Iron GGG40 (EN GJS 400-15/JS1030)	Nodular Cast Iron GGG40 (EN GJS 400-15/JS1030)	NBR	Stainless Steel 420
ML-404-E	Lug	Nodular Cast Iron GGG40 (EN GJS 400-15/JS1030)	Nodular Cast Iron GGG40 (EN GJS 400-15/JS1030)	EPDM	Stainless Steel 420
ML-406-N	Lug	Nodular Cast Iron GGG40 (EN GJS 400-15/JS1030)	AISI 316 (ASTM 351/351M CF8M)	NBR	Stainless Steel 420
ML-406-E	Lug	Nodular Cast Iron GGG40 (EN GJS 400-15/JS1030)	AISI 316 (ASTM 351/351M CF8M)	EPDM	Stainless Steel 420
ML-408-N	Lug	Nodular Cast Iron GGG40 (EN GJS 400-15/JS1030)	CuAl10Ni (EN 1982)	NBR	Stainless Steel 420
ML-408-E	Lug	Nodular Cast Iron GGG40 (EN GJS 400-15/JS1030)	CuAl10Ni (EN 1982)	EPDM	Stainless Steel 420



- ◆ Hydraulic tightness and sealing test according to EN 12266-1 100% Valves tested.

DIMENSIONS

DN	Flanges	A	B	C	D	H	J	L	ØY	Øa	d	ISO Top Flange	Torque 10/16*	Weight	Code
mm	PN	mm	mm	mm	mm	mm	mm	mm	mm	mm	mm		[Nm]	[kg]	SAVAL
32	10/16	130	54	33	106	26	16,5	11	13	65	10	F-05	10/16	2	SDMLxxxYZ20516032
40	10/16	130	54	33	106	26	16,5	11	13	65	10	F-05	10/16	2	SDMLxxxYZ20516040
50	10/16	135	63	43	119	29,5	16,5	11	13	65	10	F-05	12/17	3	SDMLxxxYZ20516050
65	10/16	150	71	46	133	49	16,5	11	13	65	10	F-05	22/26	4	SDMLxxxYZ20516065
80	10/16	160	90	46	178	67,5	19,5	11	13	65	10	F-05	25/30	5	SDMLxxxYZ20516080
100	10/16	180	101	52	201	86,5	19,5	11	13	65	10	F-05	45/55	6	SDMLxxxYZ20516100
125	10/16	196	115	56	232	113,5	19,5	14	17	65	10	F-05	74/86	8	SDMLxxxYZ20516125
150	10/16	210	130	56	257	142	19,5	14	17	90	12	F-07	95/115	10	SDMLxxxYZ20716150
200	10	240	156	60	323	191,5	24,5	17	21	90	12	F-07	143	15	SDMLxxxYZ20710200
200	16	240	156	60	323	191,5	24,5	17	21	90	12	F-07	215	15	SDMLxxxYZ20716200
250	10	275	195	68	390	240	29,5	22	26,5	125	15	F-10	272	27	SDMLxxxYZ21010250
250	16	275	195	68	390	240	29,5	22	26,5	125	15	F-10	350	26	SDMLxxxYZ21016250
300	10	310	229	78	458	289	29,5	22	26,5	125	15	F-10	395	39	SDMLxxxYZ21010300
300	16	310	229	78	458	289	29,5	22	26,5	125	15	F-10	565	38	SDMLxxxYZ21016300
350	10	335	262	78	523	329,5	29,5	22	26,5	150	17	F-12	500	57	SDMLxxxYZ21210350
350	16	335	262	78	523	329,5	29,5	22	26,5	150	17	F-12	955	57	SDMLxxxYZ21216350
400	10	365	307	102	590	381	36,5	27	33	175	18	F-14	700	83	SDMLxxxYZ21410400
400	16	365	307	102	590	381	36,5	27	33	175	18	F-14	1000	83	SDMLxxxYZ21416400
450	10	405	375	114	640	435	41	36	48	175	18	F-14	1455	113	SDMLxxxYZ21410450
450	16	405	375	114	640	435	41	36	48	175	18	F-14	1955	111	SDMLxxxYZ21416450
600	10	530	468	154	840	575	49	46	58	210	24	F-16	3460	250	SDMLxxxYZ21610600
600	16	530	468	154	840	575	49	46	58	210	24	F-16	3860	245	SDMLxxxYZ21616600

Y = 1 Rilsan Z = 1 EPDM
2 Without paint 2 NBR *more options available

BUTTERFLY VALVE

Lug. Nodular Cast Iron PN 10/16

ELASTIC RINGS -ELASTIC RINGS SELECTION

TYPE	COMPOSITION	COLOUR	APPLICATIONS	LIMITATIONS	WORKING TEMP.
EPDM	Ethylene-propylene thermopolymer ENB	Black	Mineral acid solutions, alkaline solutions of mineral bases, organic salt dissolutions, alcohols, water and seawater.	Not recommended for organic hydrocarbons.	- 20° / 90°
NBR	Acrylonitrile-butadiene copolymer	Black	Mineral oils, vegetable oils, gas, non-aromatic hydrocarbons, animal fats, vegetable fats, air.	Organic acids, some mineral acids, chlorine, alcohols, aromatic hydrocarbons.	- 10° / 90°
FPM (VITON)	Hexafluorpropylene vinylidene fluoride copolymer	Black	Acids, fats, hydrocarbons, vegetable and mineral oils, fuels.	Steam and hot water (up to 130°C), unleaded gasoline, ketones, amines, Freon-22.	- 5° / 200°
STEAM SILICONE		Grey	Steam and super heated water.	Hydrocarbons, strong acids, and strong bases.	- 55° / 140°

* Other materials under request (white EPDM, Flucast, white Viton...)

VALVE ACTUATION

Type	Our butterfly valves can be operated by any of the following types of actuators
Free shaft	Ready to be actuated according to ISO TOP 5211.
Manual operation	Lever, handwheel, worm gear.
Pneumatic actuation	Quarter turn actuators, double acting or spring return. Linear cylinders, double acting or spring return.
Hydraulic actuation	Linear, double acting or spring return
Electric actuation	Electric actuators.

BUTTERFLY VALVE

Wafer. Bronze PN 10/16

CHARACTERISTICS

Design:

- ◆ EN 593 / ISO 10631.
- ◆ Face to face EN 558-1 Series 20 (DIN 3202).
- ◆ Flanges EN 1092 (DIN 2501).
- ◆ ISO-TOP flange according to 5211.

OPTIONAL CHARACTERISTICS

- ◆ Possibility to be motorized

Integrated Logistics Support (ILS):

- ◆ Technical Documentation (accessible by QR).
- ◆ Spare parts procurement (LCRS).
- ◆ Logistics engineering (obsolescence/costs).

WORKING CONDITIONS

Size	DN	32-400	
Nominal pressure	PN	10	16
Maximum working pressure, kg/cm ²	Up to 100°C	10	16

MATERIALS

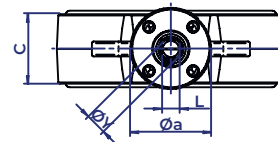
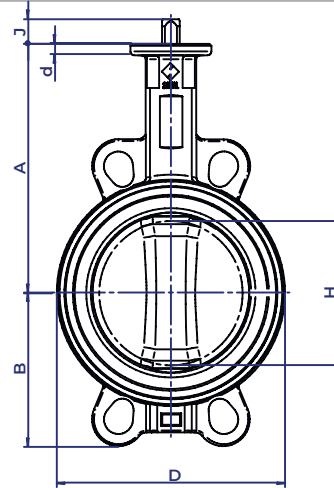
DRAWING	TYPE	BODY	BUTTERFLY	SEATS	STEM
MW-728-N	Wafer	Bronze (Rg10) (DIN 1705)	CuAl10Ni (EN 1982) / C95800	NBR	Stainless Steel 420
MW-728-E	Wafer	Bronze (Rg10) (DIN 1705)	CuAl10Ni (EN 1982) / C95800	EPDM	Stainless Steel 420

DIMENSIONS

DN	Flange	A	B	C	D	H	J	L	ØY	Øa	d	ISO Top Flange	Torque 10/16*	Weight	Code
mm	PN	mm	mm	mm	mm	mm	mm	mm	mm	mm	mm		[Nm]	[kg]	SAVAL
32	10/16	130	55	33	110	26	16,5	11	13	65	10	F05	10/16	2	SDMW728YX20516032
40	10/16	130	55	33	110	26	16,5	11	13	65	10	F05	10/16	2	SDMW728YX20516040
50	10/16	135	63	43	123	29,5	16,5	11	13	65	10	F05	12/17	2,5	SDMW728YX20516050
65	10/16	150	72	46	137	49	16,5	11	13	65	10	F05	22/26	3,5	SDMW728YX20516065
80	10/16	160	91	46	148	67,5	19,5	11	13	65	10	F05	25/30	4	SDMW728YX20516080
100	10/16	180	106	52	160	86,5	19,5	11	13	65	10	F05	45/55	5,5	SDMW728YX20516100
125	10/16	196	121	56	180	113,5	19,5	14	17	65	10	F05	74/86	7	SDMW728YX20516125
150	10/16	210	133	56	206	142	19,5	14	17	90	12	F07	95/115	8,5	SDMW728YX20716150
200	10/16	240	164	60	261	191,5	24,5	17	21	90	12	F07	143/215	13	SDMW728YX20716200
250	10/16	275	199	68	318	240	29,5	22	26,5	125	15	F10	272/350	22	SDMW728YX21016250
300	10/16	310	233	78	372	289	29,5	22	26,5	125	15	F10	395/565	32	SDMW728YX21016300
350	10/16	335	258	78	421	329,5	29,5	22	26,5	150	17	F12	500/955	43,5	SDMW728YX21216350
400	10/16	365	307	102	471	381	36,5	27	33	175	18	F14	700/1000	58,5	SDMW728YX21416400

*Operating torques for EPDM, water at 20°C, and optimal assembly conditions. For other elastomers, this may vary significantly.

Y = 1 Rilsan Z = 1 EPDM
2 Without paint 2 NBR *more options available



- ◆ Hydraulic tightness and sealing test according to EN 12266-1 100% Valves tested.

BUTTERFLY VALVE

Wafer. Bronze PN 10/16

ELASTIC RINGS -ELASTIC RINGS SELECTION

TYPE	COMPOSITION	COLOUR	APPLICATIONS	LIMITATIONS	WORKING TEMP.
EPDM	Ethylene-propylene thermopolymer ENB	Black	Mineral acid solutions, alkaline solutions of mineral bases, organic salt dissolutions, alcohols, water and seawater.	Not recommended for organic hydrocarbons.	- 20° / 90°
NBR	Acrylonitrile-butadiene copolymer	Black	Mineral oils, vegetable oils, gas, non-aromatic hydrocarbons, animal fats, vegetable fats, air.	Organic acids, some mineral acids, chlorine, alcohols, aromatic hydrocarbons.	- 10° / 90°
FPM (VITON)	Hexafluorpropylene vinylidene flouride copolymer	Black	Acids, fats, hydrocarbons, vegetable and mineral oils, fuels.	Steam and hot water (up to 130°C), unleaded gasoline, ketones, amines, Freon-22.	- 5° / 200°
STEAM SILICONE		Grey	Steam and super heated water.	Hydrocarbons, strong acids, and strong bases.	- 55° / 140°

* Other materials under request (white EPDM, Flucastr, white Viton...)

VALVE ACTUATION

Type	Our butterfly valves can be operated by any of the following types of actuators
Free shaft	Ready to be actuated according to ISO TOP 5211.
Manual operation	Lever, handwheel, worm gear.
Pneumatic actuation	Quarter turn actuators, double acting or spring return. Linear cylinders, double acting or spring return.
Hidraulic actuation	Linear, double acting or spring return
Electric actuation	Electric actuators.

BUTTERFLY VALVE

Wafer. Stainless Steel PN 10/16

CHARACTERISTICS

Design:

- ◆ EN 593 / ISO 10631.
- ◆ Face to face EN 558-1 Series 20 (DIN 3202).
- ◆ Flanges EN 1092 (DIN 2501).
- ◆ ISO-TOP flange according to 5211.

OPTIONAL CHARACTERISTICS

- ◆ Possibility to be motorized

Integrated Logistics Support (ILS):

- ◆ Technical Documentation (accessible by QR).
- ◆ Spare parts procurement (LCRS).
- ◆ Logistics engineering (obsolescence/costs).

WORKING CONDITIONS

Size	DN	32-400	
Nominal pressure	PN	10	16
Maximum working pressure, kg/cm ²	Up to 100°C	10	16

MATERIALS

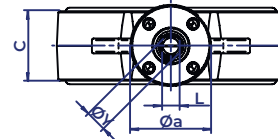
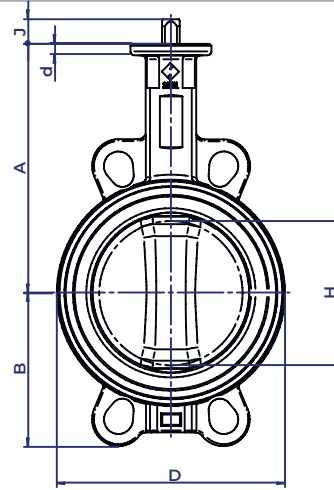
DRAWING	TYPE	BODY	BUTTERFLY	SEATS	STEM
MW-626-N	Wafer	AISI 316 (ASTM 351/351M CF8M)	AISI 316 (ASTM 351/351M CF8M)	NBR	Stainless Steel 420
MW-626-E	Wafer	AISI 316 (ASTM 351/351M CF8M)	AISI 316 (ASTM 351/351M CF8M)	EPDM	Stainless Steel 420

DIMENSIONS

DN	Flanges	A	B	C	D	H	J	L	ØY	Øa	d	ISO Top Flange	Torque 10/16*	Weight	Code
mm	PN	mm	mm	mm	mm	mm	mm	mm	mm	mm	mm		[Nm]	[kg]	SAVAL
32	10/16	130	55	33	110	26	16,5	11	13	65	10	F05	10/16	1,5	SDMW626YZ20516032
40	10/16	130	55	33	110	26	16,5	11	13	65	10	F05	10/16	1,5	SDMW626YZ20516040
50	10/16	135	63	43	123	29,5	16,5	11	13	65	10	F05	12/17	2,5	SDMW626YZ20516050
65	10/16	150	72	46	137	49	16,5	11	13	65	10	F05	22/26	3	SDMW626YZ20516065
80	10/16	160	91	46	148	67,5	19,5	11	13	65	10	F05	25/30	3,5	SDMW626YZ20516080
100	10/16	180	106	52	160	86,5	19,5	11	13	65	10	F05	45/55	5	SDMW626YZ20516100
125	10/16	196	121	56	180	113,5	19,5	14	17	65	10	F05	74/86	6,5	SDMW626YZ20516125
150	10/16	210	133	56	206	142	19,5	14	17	90	12	F07	95/115	8	SDMW626YZ20716150
200	10/16	240	164	60	261	191,5	24,5	17	21	90	12	F07	143/215	12,6	SDMW626YZ20716200
250	10/16	275	199	68	318	240	29,5	22	26,5	125	15	F10	272/350	21,5	SDMW626YZ21016250
300	10/16	310	233	78	372	289	29,5	22	26,5	125	15	F10	395/565	30,5	SDMW626YZ21016300
350	10/16	335	258	78	421	329,5	29,5	22	26,5	150	17	F12	500/955	42	SDMW626YZ21216350
400	10/16	365	307	102	471	381	36,5	27	33	175	18	F14	700/1000	57	SDMW626YZ21416400

*Operating torques for EPDM, water at 20°C, and optimal assembly conditions. For other elastomers, this may vary significantly.

Y = 2 Without paint Z = 1 EPDM
2 NBR *more options available



- ◆ Hydraulic tightness and sealing test according to EN 12266-1. 100% Valves tested.

BUTTERFLY VALVE

Wafer. Stainless Steel PN 10/16

ELASTIC RINGS -ELASTIC RINGS SELECTION

TYPE	COMPOSITION	COLOUR	APPLICATIONS	LIMITATIONS	WORKING TEMP.
EPDM	Ethylene-propylene thermopolymer ENB	Black	Mineral acid solutions, alkaline solutions of mineral bases, organic salt dissolutions, alcohols, water and seawater.	Not recommended for organic hydrocarbons.	- 20° / 90°
NBR	Acrylonitrile-butadiene copolymer	Black	Mineral oils, vegetable oils, gas, non-aromatic hydrocarbons, animal fats, vegetable fats, air.	Organic acids, some mineral acids, chlorine, alcohols, aromatic hydrocarbons.	- 10° / 90°
FPM (VITON)	Hexafluorpropylene vinylidene fluoride copolymer	Black	Acids, fats, hydrocarbons, vegetable and mineral oils, fuels.	Steam and hot water (up to 130°C), unleaded gasoline, ketones, amines, Freon-22.	- 5° / 200°
STEAM SILICONE		Grey	Steam and super heated water.	Hydrocarbons, strong acids, and strong bases.	- 55° / 140°

* Other materials under request (white EPDM, Flucast, white Viton...)

VALVE ACTUATION

Type	Our butterfly valves can be operated by any of the following types of actuators
Free shaft	Ready to be actuated according to ISO TOP 5211.
Manual operation	Lever, handwheel, worm gear.
Pneumatic actuation	Quarter turn actuators, double acting or spring return. Linear cylinders, double acting or spring return.
Hidraulic actuation	Linear, double acting or spring return
Electric actuation	Electric actuators.

BUTTERFLY VALVE

Wafer. Nodular Cast Iron PN 10/16

CHARACTERISTICS

Design:

- ◆ EN 593 / ISO 10631.
- ◆ Face to face EN 558-1 Serie 20 (DIN 3202).
- ◆ Flanges EN 1092 (DIN 2501).
- ◆ ISO-TOP flange according to 5211.

OPTIONAL CHARACTERISTICS

- ◆ Possibility to be motorized

Integrated Logistics Support (ILS):

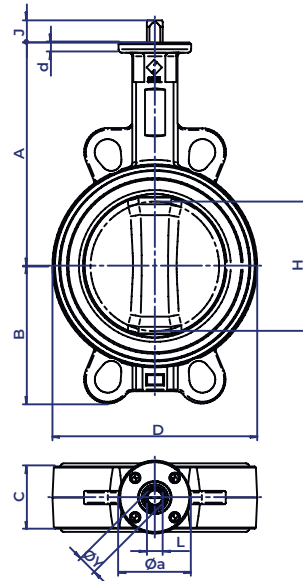
- ◆ Technical Documentation (accessible by QR).
- ◆ Spare parts procurement (LCRS).
- ◆ Logistics engineering (obsolescence/costs).

WORKING CONDITIONS

Size	DN	32-400	
Nominal pressure	PN	10	16
Maximum working pressure, kg/cm ²	Up to 100°C	10	16

MATERIALS

DRAWING	TYPE	BODY	BUTTERFLY	SEATS	STEM
MW-404-N	Wafer	Nodular Cast Iron GGG40 (EN GJS 400-15/JS1030)	Nodular Cast Iron GGG40 (EN GJS 400-15/JS1030)	NBR	Stainless Steel 420
MW-404-E	Wafer	Nodular Cast Iron GGG40 (EN GJS 400-15/JS1030)	Nodular Cast Iron GGG40 (EN GJS 400-15/JS1030)	EPDM	Stainless Steel 420
MW-406-N	Wafer	Nodular Cast Iron GGG40 (EN GJS 400-15/JS1030)	AISI 316 (ASTM 351/351M CF8M)	NBR	Stainless Steel 420
MW-406-E	Wafer	Nodular Cast Iron GGG40 (EN GJS 400-15/JS1030)	AISI 316 (ASTM 351/351M CF8M)	EPDM	Stainless Steel 420
MW-408-N	Wafer	Nodular Cast Iron GGG40 (EN GJS 400-15/JS1030)	CuAl10Ni (EN 1982)	NBR	Stainless Steel 420
MW-408-E	Wafer	Nodular Cast Iron GGG40 (EN GJS 400-15/JS1030)	CuAl10Ni (EN 1982)	EPDM	Stainless Steel 420



- ◆ Hydraulic tightness and sealing test according to EN 12266-1 100% Valves tested.

DIMENSIONS

DN	Flanges	A	B	C	D	H	J	L	ØY	Øa	d	ISO Top Flange	Torque 10/16*	Weight	Code
													[Nm]		
32	10/16	130	55	33	110	26	16,5	11	13	65	10	F05	10/16	1,5	SDMWxxxYZ20516032
40	10/16	130	55	33	110	26	16,5	11	13	65	10	F05	10/16	1,5	SDMWxxxYZ20516040
50	10/16	135	63	43	123	29,5	16,5	11	13	65	10	F05	12/17	2,5	SDMWxxxYZ20516050
65	10/16	150	72	46	137	49	16,5	11	13	65	10	F05	22/26	3	SDMWxxxYZ20516065
80	10/16	160	91	46	148	67,5	19,5	11	13	65	10	F05	25/30	3,5	SDMWxxxYZ20516080
100	10/16	180	106	52	160	86,5	19,5	11	13	65	10	F05	45/55	5	SDMWxxxYZ20516100
125	10/16	196	121	56	180	113,5	19,5	14	17	65	10	F05	74/86	6	SDMWxxxYZ20516125
150	10/16	210	133	56	206	142	19,5	14	17	90	12	F07	95/115	7,5	SDMWxxxYZ20716150
200	10/16	240	164	60	261	191,5	24,5	17	21	90	12	F07	143/215	12	SDMWxxxYZ20716200
250	10/16	275	199	68	318	240	29,5	22	26,5	125	15	F10	272/350	20	SDMWxxxYZ21016250
300	10/16	310	233	78	372	289	29,5	22	26,5	125	15	F10	395/565	28,5	SDMWxxxYZ21016300
350	10/16	335	258	78	421	329,5	29,5	22	26,5	150	17	F12	500/955	39	SDMWxxxYZ21216350

*Operating torques for EPDM, water at 20°C, and optimal assembly conditions. For other elastomers, this may vary significantly.

Y = 1 Rilsan 2 Without paint Z = 1 EPDM 2 NBR *more options available

BUTTERFLY VALVE

Wafer. Nodular Cast Iron PN 10/16

DIMENSIONS

DN	Flanges	A	B	C	D	H	J	L	ØY	Øa	d	ISO Top Flange	Torque 10/16*	Weight	Code
mm	PN	mm	mm	mm	mm	mm	mm	mm	mm	mm	mm		[Nm]	[kg]	SAVAL
400	10/16	365	307	102	471	381	36,5	27	33	175	18	F14	700/1000	53	SDMWxxxYZ21416400
450	10	405	375	114	532	435	41	36	48	175	18	F14	1455	83	SDMWxxxYZ21410450
450	16	405	375	114	532	435	41	36	48	175	18	F14	1955	82,5	SDMWxxxYZ21416450
500	10	440	405	127	578	480	38	36	48	175	18	F14	1805	104,5	SDMWxxxYZ21410500
500	16	440	405	127	578	480	38	36	48	175	18	F14	2510	103,5	SDMWxxxYZ21416500
600	10	530	468	154	695	575	49	46	58	210	24	F16	3460	179	SDMWxxxYZ21610600
600	16	530	468	154	695	575	49	46	58	210	24	F16	3860	178	SDMWxxxYZ21616600

*Operating torques for EPDM, water at 20°C, and optimal assembly conditions. For other elastomers, this may vary significantly.

Y = 1 Rilsan Z = 1 EPDM
2 Without paint 2 NBR *more options available

ELASTIC RINGS -ELASTIC RINGS SELECTION

TYPE	COMPOSITION	COLOUR	APPLICATIONS	LIMITATIONS	WORKING TEMP.
EPDM	Ethylene-propylene thermopolymer ENB	Black	Mineral acid solutions, alkaline solutions of mineral bases, organic salt dissolutions, alcohols, water and seawater.	Not recommended for organic hydrocarbons.	- 20° / 90°
NBR	Acrylonitrile-butadiene copolymer	Black	Mineral oils, vegetable oils, gas, non-aromatic hydrocarbons, animal fats, vegetable fats, air.	Organic acids, some mineral acids, chlorine, alcohols, aromatic hydrocarbons.	- 10° / 90°
FPM (VITON)	Hexafluorpropylene vinylidene flouride copolymer	Black	Acids, fats, hydrocarbons, vegetable and mineral oils, fuels.	Steam and hot water (up to 130°C), unleaded gasoline, ketones, amines, Freon-22.	- 5° / 200°
STEAM SILICONE		Grey	Steam and super heated water.	Hydrocarbons, strong acids, and strong bases.	- 55° / 140°

* Other materials under request (white EPDM, Flucast, white Viton...)

VALVE ACTUATION

Type	Our butterfly valves can be operated by any of the following types of actuators
Free shaft	Ready to be actuated according to ISO TOP 5211.
Manual operation	Lever, handwheel, worm gear.
Pneumatic actuation	Quarter turn actuators, double acting or spring return. Linear cylinders, double acting or spring return.
Hidráulic actuation	Linear, double acting or spring return
Electric actuation	Electric actuators.